

INFERNO ST-RR EVO Ver.1.00.D **STAR EVO**

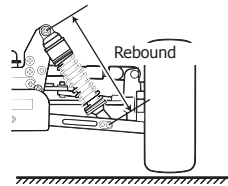
| | | | | | | |
|-------------|-------------|---|---|--------|--------------|-------------|
| Driver Name | | Date | Track | Engine | Glow Plug | Fuel |
| Spur Gear | Clutch Bell | Clutch Spring | Clutch Shoe | Tires | Tire Inserts | Header/Pipe |
| T | T | <input type="checkbox"/> 0.95 <input type="checkbox"/> 1.00 <input type="checkbox"/> 1.10 | Aluminum X <input type="checkbox"/> IFW339 <input type="checkbox"/> IFW136 Carbon X | | | |

Shock Set-up Silicone Oil Brand: _____

| | Front | Rear |
|----------------|--|--|
| Shock Piston | <input type="checkbox"/> Ø 1.2 X 6 <input type="checkbox"/> Ø 1.3 X 5 <input type="checkbox"/> Ø 1.3 X 6 <input type="checkbox"/> Ø 1.4 X 5 <input type="checkbox"/> Ø 1.2 X 8 <input type="checkbox"/> Ø 1.3 X 8 | <input type="checkbox"/> Ø 1.2 X 6 <input type="checkbox"/> Ø 1.3 X 5 <input type="checkbox"/> Ø 1.3 X 6 <input type="checkbox"/> Ø 1.4 X 5 <input type="checkbox"/> Ø 1.2 X 8 <input type="checkbox"/> Ø 1.3 X 8 |
| Shock Oil | # | # |
| Shock Springs | | |
| Chassis Height | mm | mm |

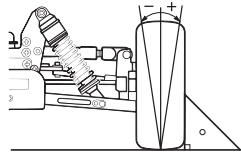
Suspension Rebound (with suspension fully extended)

| | |
|-------|------|
| Front | Rear |
| mm | mm |



Camber Angle

| | |
|--------|--------|
| Front | Rear |
| + - | + - |



Front Upper Suspension Mount

Low
 High

Upper Mount Bushing Position

Front Hub Carrier

20° (IF304B) | (IF305B) 22°

Lower Suspension Mount

A
 B

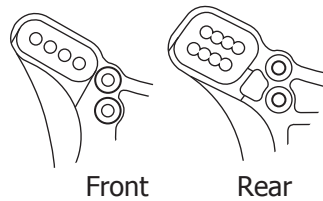
Shock Tower Bushing Position

Differential Setup

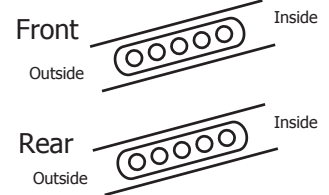
| | | | |
|----------------|-----------|-----------|-----------|
| | Front | Center | Rear |
| Diff Gear type | STD • LSD | STD • LSD | STD • LSD |
| Diff Oil wt | | | |

Shock Mounting Positions

Shock Tower



Suspension Arm

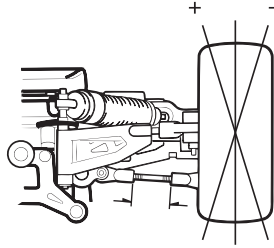


Front Toe Angle

| | |
|---|---|
| + | ° |
| - | |

| Wheelbase | |
|---|----|
| Indicates the total width of spacers installed fore and aft of the rear hubs. | |
| Front Side | mm |
| Rear Side | mm |

Front Suspension



Rear Suspension Holder

2°
 2.5°
 3°

Rear Suspension Plate

2° (IFW302) | (IFW303) 3°

Front Suspension Plate

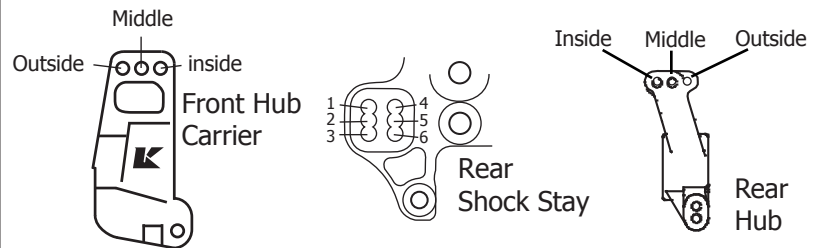
(IFW127) | (IFW337)

Rear Hub Hingepin Position
 Upper | Lower

Comments: _____

Upper Link/Arm Position

| | | |
|--------------------------|---------------------------|---------------------------|
| | Front | Rear |
| Shock Stay | | 1 • 2 • 3 • 4 • 5 • 6 |
| F/Hub Carrier & Rear Hub | Inside • Middle • Outside | Inside • Middle • Outside |



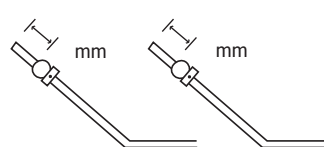
Steering Plate

A
 B
 C

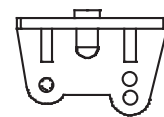
Anti-Roll Bar Setting

| | |
|-------|------|
| Front | Rear |
| φ | φ |
| mm | mm |

Front Rear



Wing Mount



Wheel Hub

S (IF107B)
 M (IFW327BL)
 L (IFW328GM)