

Name _____ Date _____ Track / City _____ Event _____

Front Suspension:

Shock Position:



Shock Stay:

- Std.
- Carbon (LAW58)
- Other _____

Lower Sus Holder Block:

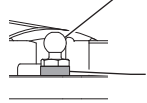
Front _____ Rear _____

Lower Sus Holder Spacer:

Front _____ mm Rear _____ mm

Comments: _____

Upper Arm Position:



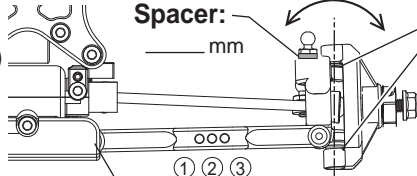
4.8mm Ball Stud:

- 97050M(Std)
- UM129

Upper Spacer: _____ mm

Camber _____°

Spacer: _____ mm

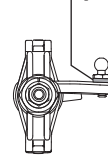


Shock Position:

Wheelbase: Front _____ mm

Rear _____ mm

Bump Steer Spacer: _____ mm



Toe:

- In _____°
- Out _____°

Sway Bar:

- None
- _____ mm

Ackerman Spacer: _____ mm



Axle-Height Spacer:

- Up
- Down

Caster Block:

- 7°
- 10°

Stiffener:

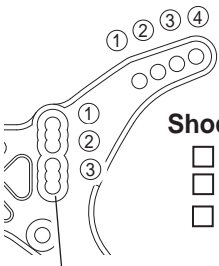
- Std.
- Carbon Comp. (LAW52)

Front Diff:

- Gear Diff. # _____
- Ball Diff. _____

Rear Suspension:

Shock Position:



Shock Stay:

- Std.
- Carbon (LAW59)
- Other _____

Wing Stay Position:

Lower Sus Holder Block:

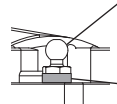
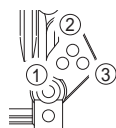
Front _____ Rear _____

Lower Sus Holder Spacer:

Front _____ mm Rear _____ mm

Comments: _____

Upper Arm Position:



4.8mm Ball Stud:

- 97050M(Std)
- UM129

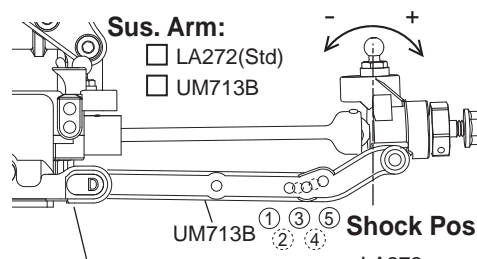
Upper Spacer: _____ mm

Toe In: _____°

Sus. Arm:

- LA272(Std)
- UM713B

Camber _____°



Wheelbase:

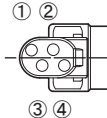
Front _____ mm

Rear _____ mm

Stiffener:

- Std.
- Carbon Comp. (LAW53)

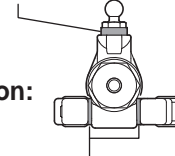
Hub Carrier:



Type-B (UM519)

Type-B2 (UM519-2)

Upper Spacer: _____ mm



- 0°Type-B(UM519)
- 0°Type-B2(UM519-2)
- 0°Alu(UMW704-0)
- 0.5°Alu(UMW704-05)
- 1°Alu(UMW704-1)

Sway Bar:

- None
- _____ mm

Center Plate:

- Std.
- Aluminum (LAW55)

Rear Diff:

- Gear Diff. # _____
- Ball Diff. _____

Shock:

Front

Rear

Shock Piston: _____

Shock Oil: # _____ # _____

Shock Spring: _____

Limiters:

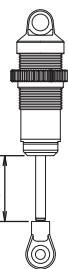
in	mm	in	mm
out	mm	out	mm

Shock Length (A): _____ mm _____ mm

Shock Top Type: Alu. (UM719/Std) UM753-1

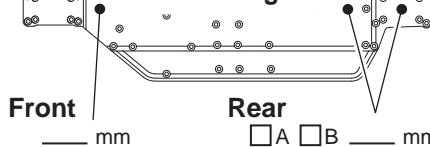
5.8mm Ball End:

- | | | | |
|--------|----------------------------|----------------------------|----------------------------|
| Front: | <input type="checkbox"/> S | <input type="checkbox"/> M | <input type="checkbox"/> L |
| Rear: | <input type="checkbox"/> S | <input type="checkbox"/> M | <input type="checkbox"/> L |



Chassis:

Ride Height:



Front _____ mm

Rear _____ mm

A B _____ mm

Tire:

Front

Rear

Tire: _____

Compound: _____

Inserts: _____

Wheel: _____

Note: _____

Electronics:

- Battery:** Saddle Pack
 Short

- Motor Position:** Front
 Rear

- Servo Mounting:** Straight
 Sideways
 Aluminum (LAW56)

- Motor Mount Position:**
 Std 8mm Front

- Battery Position:**
 Std 8mm Front

Motor: _____

Pinion / Spur: _____

ESC: _____

Body / Wing:

Body:

Wing Mount:

Wing Dum Height: _____ mm

- Narrow Wide

Wing:

Wing Angle:

Lip Height: _____ mm

- 4° 7° 10°

Material:

- Screw:** Steel Titanium

- Pinion Gear:** Steel Aluminum

- Shock O-Ring:** O-ring X-ring Red Clear

Track Condition

- | | |
|--|--------------------------------------|
| <input type="checkbox"/> Smooth | <input type="checkbox"/> Sandy |
| <input type="checkbox"/> Bumpy | <input type="checkbox"/> Soft Dirt |
| <input type="checkbox"/> Low Traction | <input type="checkbox"/> Grass |
| <input type="checkbox"/> Med. Traction | <input type="checkbox"/> Blue Groove |
| <input type="checkbox"/> High Traction | <input type="checkbox"/> Clay |
| <input type="checkbox"/> Wet | <input type="checkbox"/> Dusty |
| <input type="checkbox"/> Dry | <input type="checkbox"/> _____ |