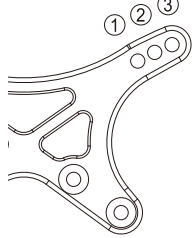


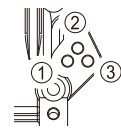
Name \_\_\_\_\_ Date \_\_\_\_\_ Track / City \_\_\_\_\_ Event \_\_\_\_\_

### Front Suspension:

#### Shock Position:

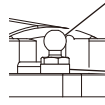


#### Upper Arm Position:



#### 4.8mm Ball Stud:

- 97050M(Std)  
 UM129



Upper Spacer: \_\_\_\_\_ mm

Camber \_\_\_\_\_ °

Spacer: \_\_\_\_\_ mm



Shock Position:



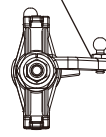
Axle-Height Spacer:

- Up  
 Down

Caster Block:

- 7°  
 10°

Bump Steer Spacer: \_\_\_\_\_ mm



Toe:  
 In  
 Out \_\_\_\_\_ °

Sway Bar:  
 None  
 \_\_\_\_\_ mm

Ackerman Spacer: \_\_\_\_\_ mm



#### Lower Sus Holder Block:

Front \_\_\_\_\_ Rear \_\_\_\_\_

#### Lower Sus Holder Spacer:

Front \_\_\_\_\_ mm Rear \_\_\_\_\_ mm

Comments: \_\_\_\_\_

Wheelbase:

Front \_\_\_\_\_ mm

Rear \_\_\_\_\_ mm

### Front Diff:

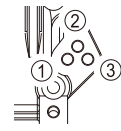
- Gear Diff. # \_\_\_\_\_  
 Ball Diff. \_\_\_\_\_

### Rear Suspension:

#### Shock Position:

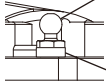


#### Upper Arm Position:



#### 4.8mm Ball Stud:

- 97050M(Std)  
 UM129

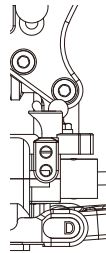


Upper Spacer: \_\_\_\_\_ mm

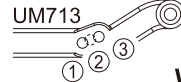
Camber \_\_\_\_\_ °

#### Sus. Arm:

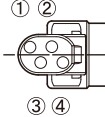
- LA272(Std)  
 UM713  
 \_\_\_\_\_



Shock Position:



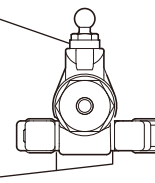
Hub Carrier:



Type-B (UM519)

Type-B2 (UM519-2)

Upper Spacer: \_\_\_\_\_ mm



- 0°Type-B(UM519)  
 0°Type-B2(UM519-2)  
 0°Alu(UMW704-0)  
 0.5°Alu(UMW704-05)  
 1°Alu(UMW704-1)  
 \_\_\_\_\_

Sway Bar:

- None  
 \_\_\_\_\_ mm

#### Lower Sus Holder Block:

Front \_\_\_\_\_ Rear \_\_\_\_\_

#### Lower Sus Holder Spacer:

Front \_\_\_\_\_ mm Rear \_\_\_\_\_ mm

Comments: \_\_\_\_\_

Toe In: \_\_\_\_\_ °

UM713

Wheelbase:

Front: \_\_\_\_\_ mm

Rear: \_\_\_\_\_ mm

### Slipper Type:

- Separates  Direct

### Rear Diff:

- Gear Diff. # \_\_\_\_\_  
 Ball Diff. \_\_\_\_\_

### Shock:

Front

Rear

Shock Piston: \_\_\_\_\_

Shock Oil: # \_\_\_\_\_ # \_\_\_\_\_

Shock Spring: \_\_\_\_\_

Limiters:

in out mm mm

in out mm mm

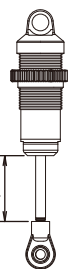
Shock Length(A): \_\_\_\_\_ mm \_\_\_\_\_ mm

Shock Top Type:  Alu(UM719/Std)  UM753-1

5.8mm Ball End:

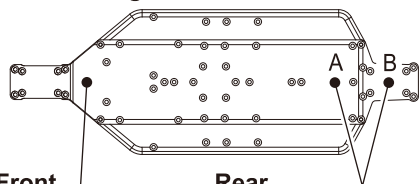
Front:  S  M  L

Rear:  S  M  L



### Chassis:

#### Ride Height:



Front \_\_\_\_\_ mm

Rear  A  B \_\_\_\_\_ mm

#### Tire:

Front

Rear

Tire: \_\_\_\_\_

Compound: \_\_\_\_\_

Inserts: \_\_\_\_\_

Wheel: \_\_\_\_\_

Notes: \_\_\_\_\_

Comment: \_\_\_\_\_

### Electronics:

Battery:  Saddle  Short

Motor Position:  Front  
 Rear

Servo Mounting:  Straight  
 Sideways

Motor: \_\_\_\_\_

Motor Timing: \_\_\_\_\_

Pinion/Spur: \_\_\_\_\_

ESC: \_\_\_\_\_

Setting: \_\_\_\_\_

Radio: \_\_\_\_\_

Servo: \_\_\_\_\_

- Smooth  Sandy  
 Bumpy  Soft Dirt  
 Low Traction  Grass  
 Med.Traction  BlueGroove  
 High Traction  Clay  
 Wet  Dusty  
 Dry  \_\_\_\_\_

### Body / Wing:

Body:

Wing Mount:

- Narrow  Wide

Wing Dum Height: \_\_\_\_\_ mm

Wing:

Wing Angle:

- 4°  7°  10°

Lip Height: \_\_\_\_\_ mm

### Material:

Screw:  Steel  Titanium

Pinion Gear:  Steel  Aluminium

Shock O-Ring:  O-ring  X-ring  Red  Clear